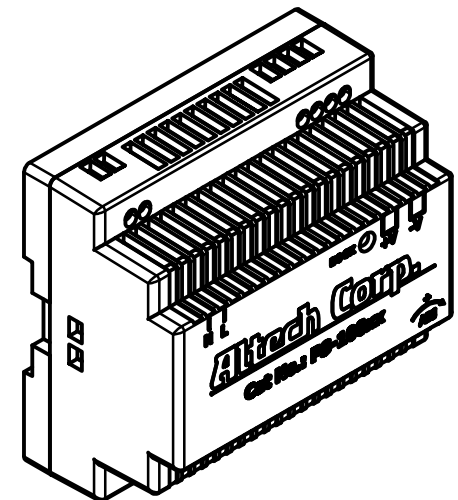
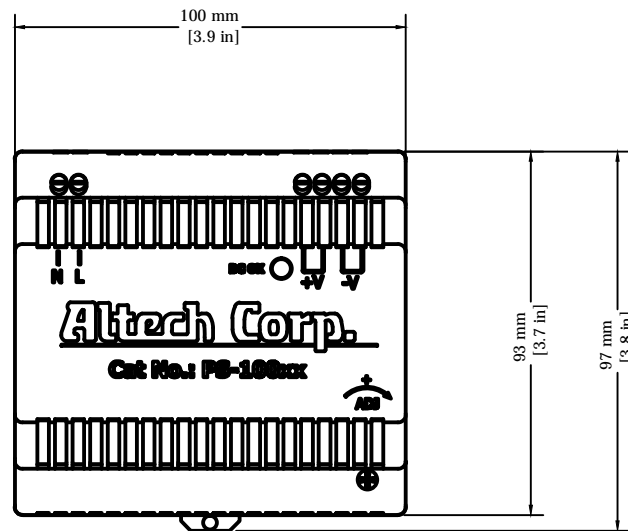
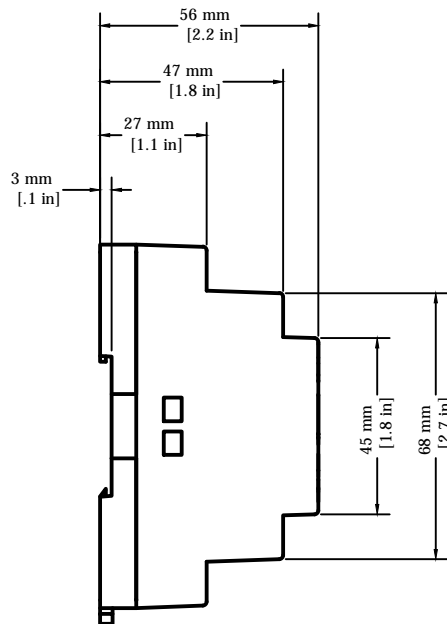
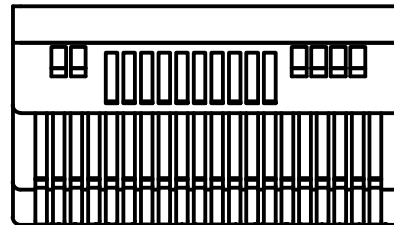


REVISIONS FOR DWG # PS_100xx

REV	CH.NO.	DESCRIPTION	DATE	REVISED BY
—	—	ORIGINAL DESIGN	06/16/16	ARON G



- UNLESS OTHERWISE SPECIFIED
- ALL DIMENSIONS ARE IN MILLIMETERS
 - THIRD ANGLE PROJECTION

• TOLERANCE	
XX	1.00 mm
XX.X	0.50 mm
XX.XX	0.20 mm
ALL	XX mm

ITEM

This Drawing is the property of

Altech Corp.

35 Royal Road
Flemington NJ 08822-6000
(908) 806-9400 • Fax (908) 806-9490

AND IS A CONFIDENTIAL DISCLOSURE
LENT WITHOUT CONSIDERATION OTHER
THAN THE BORROWER'S AGREEMENT
THAT IT SHALL NOT BE REPRODUCED,
COPIED, LENT, OR DISPOSED OF
DIRECTLY OR INDIRECTLY NOR USED
FOR ANY PURPOSE OTHER THAN THAT
FOR WHICH IT IS SPECIFICALLY
FURNISHED.

TITLE: 100W Single Output Class II DIN Rail
Power Supply

DRAWN BY: Aron Gyorgypal	06/16/16	DRAWING NO.:	M-Cad-20-PS_100xx	REV.:	—
CHECKED BY: Laszlo G	06/16/16	SCALE:	—	SHEET:	1
RELEASED BY: Laszlo G	06/16/16			OF:	1